

# 2017 ECONOMIC IMPACT STUDY







# Helps Illinois

Benefit payments positively impact economies across the state.

Retirees' pension payments support their local communities.

# Helps Illinois

*IMRF serves approximately 3,000 units of local government and about 400,000 active, inactive, and retired municipal employees. Our members provide vital community services including educational support, road maintenance, and public safety.*

The economic impact of IMRF reaches far beyond just those municipal workers who are earning or have earned retirement benefits in the system. After all, IMRF retirees are also consumers and taxpayers.

In 2017, IMRF paid \$1.7 billion to retirees in Illinois. Those benefit payments ripple through the economy as retirees spend those payments in their local communities, creating income for other households, firms, and even various levels of government.



# Helps Illinois

*IMRF serves approximately 3,000 units of local government and about 400,000 active, inactive, and retired municipal employees. Our members provide vital community services including educational support, road maintenance, and public safety.*

The income received by these firms, households, and governments is, in turn, spent, thus creating additional income effects for other households and firms.

Each successive “round” of spending creates additional economic impacts which can be estimated.

This study measures the economic “footprint” of pension benefits paid by IMRF in the state’s economy. Using an input-output model, it analyzes how pension payments made by IMRF to retirees ripple throughout the state.



# Pension Payments

Positively impacting every county in Illinois



Public pension plans like IMRF must be recognized for the important role they play in the state's financial health.

Retired workers avoid becoming dependent on public assistance, and spend their benefit payments in their local communities. Those payments create statewide income as they ripple through the economy.

The secure income provided to IMRF retirees is recycled in local economies, as a stable source of revenue for local businesses and various levels of government.

# Quick Facts

In 2017, IMRF paid \$1.7 billion to retirees in Illinois. Statewide, IMRF pension benefits helped create more than 18,044 jobs and supported \$691.3 million in additional salaries.

These pension benefits also supported the generation of approximately \$2.5 billion in total output.






# Quick Facts

In 2017, IMRF paid \$1.7 billion to retirees in Illinois. Statewide, IMRF pension benefits helped create more than 18,044 jobs and supported \$691.3 million in additional salaries.

These pension benefits also supported the generation of approximately \$2.5 billion in total output.



**18,044**  
JOBS CREATED



**\$691.3 Million**  
ADDITIONAL  
WAGES EARNED




**\$1.48 Billion**  
ADDED TO  
ILLINOIS GDP



**\$2.51 Billion**  
TOTAL ECONOMIC OUTPUT

# County Counts


IMRF's 2017 benefit payments



\$0 – 2.0 million



\$2.1 – 5.0 million



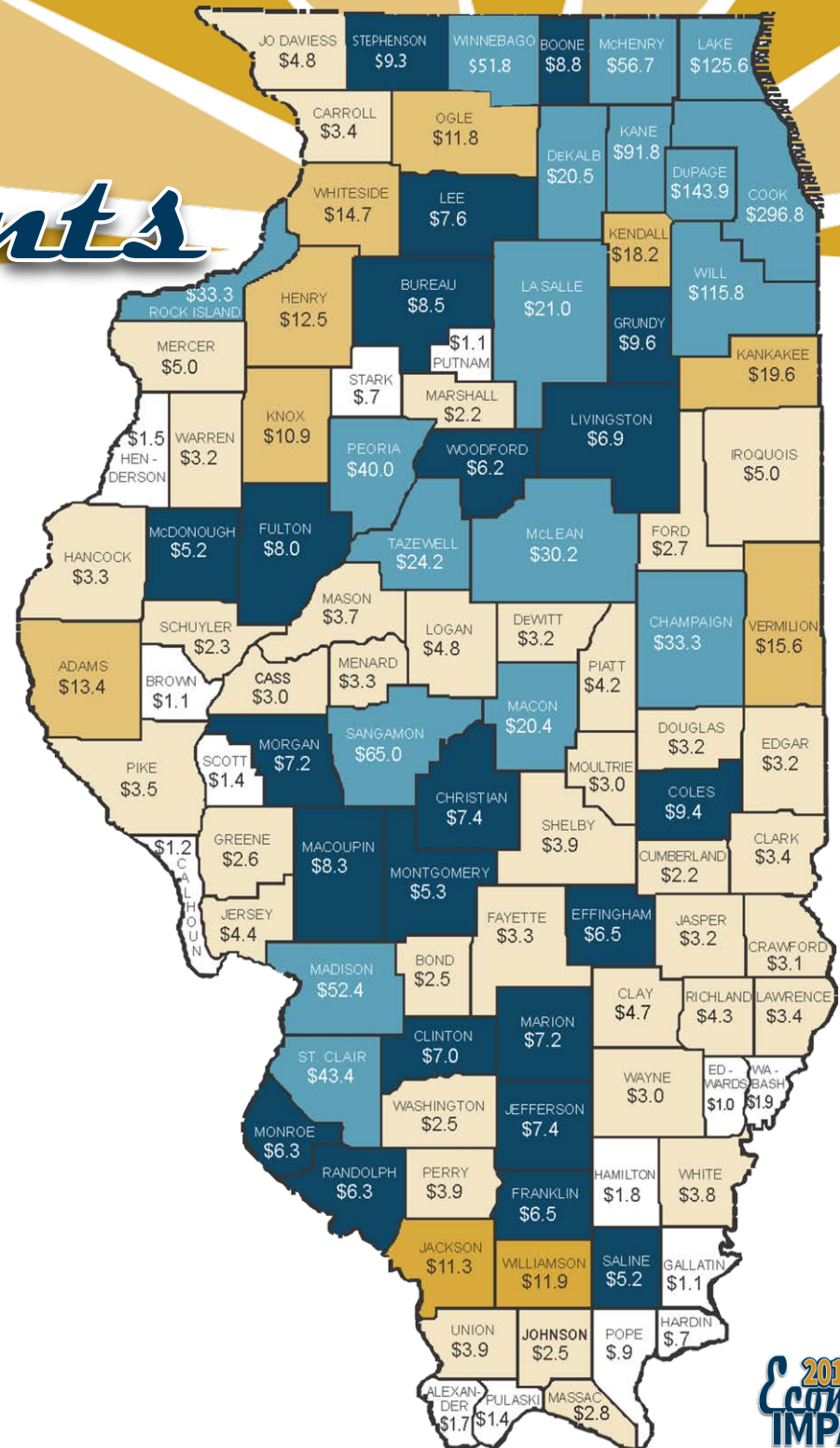
\$5.1 – 10.0 million



\$10.1 – 20.0 million

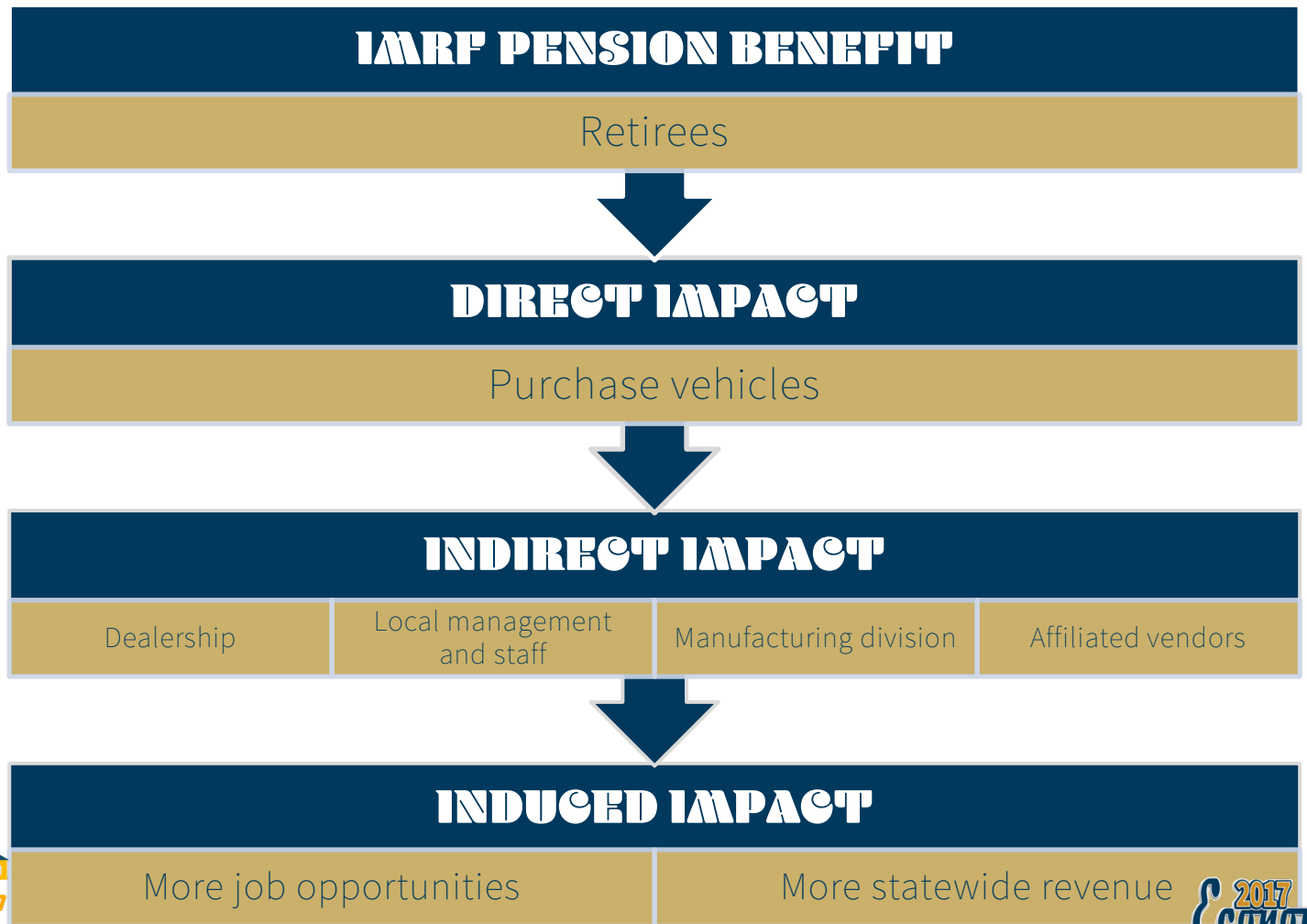


\$20.1 million +



# The Multiplier Effect

How spending ripples through the economy, supporting jobs and incomes in the process



# *Impact: Multiplied*

IMRF payments make a positive impact on the Illinois economy.

The economic multipliers used in this report are from the Bureau of Economic Analysis, U.S. Department of Commerce.

Region: Illinois  
Industry: Households



## **Value added: \$1.48 Billion**

The definition of “value added” equals the amount added to the Illinois Gross Domestic Product (total value of new goods and services produced within Illinois borders) which is due to IMRF benefit payments.

The “value added” amount is based on IMRF benefit payments times the Value Added Multiplier of 0.8611.

## **Total output: \$2.51 Billion**

The definition of “economic activity” includes:

- IMRF benefit payments
- All residual, Illinois-generated activity

Total output is based on IMRF benefit payments, times the U.S. Bureau of Economic Analysis Total Output Multiplier of 1.4628.

IMRF’s total output exceeds the value of coal mined in Illinois (almost \$1 billion).

*(Source: Illinois Department of Commerce and Economic Opportunity)*

## **Earnings: \$691.3 Million**

The definition of “earnings” includes additional salaries earned by persons employed in Illinois jobs that are due to IMRF benefit payments.

Earnings are also based on IMRF benefit payments, times the U.S. Bureau of Economic Analysis Earnings Multiplier of 0.4033.

The average annual salary for new jobs equals \$34,865 (full-time).

## **Jobs created: 18,044**

The definition of “jobs created” means additional Illinois jobs that are due to IMRF benefit payments.

The “jobs created” figure is based on IMRF benefit payments in millions of dollars times the U.S. Bureau of Economic Analysis Jobs Multiplier of 10.5272.

The number of jobs created is greater than the number of persons employed by:

- McDonald’s: 9,000 (in IL)
- Allstate Insurance Company: 10,000 (in IL)

*(Source: Illinois Department of Employment Security, Dun & Bradstreet)*



Oak Brook Office  
2211 York Road Suite 500  
Oak Brook, Illinois 60523-2337

Springfield Regional Counseling Center  
3000 Professional Drive Suite 101  
Springfield, Illinois 62703

1-800-ASK-IMRF (275-4673)  
[www.imrf.org](http://www.imrf.org)

